



**Current SSE Costings**

Term	Site Address	Supplier	Profile Class	CoreMPAN	Daily S/C	All p/kWh	Annual kWh	FIT	FIT ANNUAL	Daily S/C	day units	Total Annual £
May 2019 - May 2024	Branch Library, Fore Street, Torpoint	SSE	Single Rate	2200016085846	0.4337	0.17198	11,683	0.775	£90.54	£158.30	£2,009.24	£2,167.54
May 2019 - May 2024	Public Conveniences, Pump Machine Shed, Thankes Park	SSE	Single Rate	2200016029647	0.43342	0.17921	2,657	0.642	£17.06	£158.20	£476.16	£634.36
May 2019 - May 2024	Christmas Lights Haldo Pillar, Cambridge Field, St. James Rd.	SSE	Single Rate	2200041133780	0.31178	0.17117	5	0.775	£0.04	£113.80	£0.86	£114.66
Sept 2019 - Sept 2024	Council Hall, 4 York Road, Torpoint	SSE	Single Rate	2200016087588	0.31769	0.1409	21,087	0.550	£115.98	£115.96	£2,971.16	£3,087.12
May 2019 - May 2024	Branch Library, Fore Street, Torpoint	SSE	Gas	4218280306	0.202	0.05977	48,675			£73.62	£2,909.30	£2,982.93
Oct 2021 - Dec 2026	Council Hall, 1-3 BULLER RD, Torpoint	Corona	Gas	67065101	0.4262	0.058262	185,659			£155.56	£10,816.86	£10,972.43
											Total	£8,986.60

SSE 1 Year	£19,175.71	Increase %	-113.38%	Increase £	£10,189.11
SSE 2027	£20,316.37	Increase %	-126.07%	Increase £	£11,329.77
Engie 1 Year	£20,084.89	Increase %	-123.50%	Increase £	£11,098.29
Engie 2029	£20,733.30	Increase %	-130.71%	Increase £	£11,746.70
Corona 1 Year	£20,301.18	Increase %	-125.91%	Increase £	£11,314.59
Corona 2027	£20,229.11	Increase %	-125.10%	Increase £	£11,242.52

Term	Site Address	Supplier	Profile Class	CoreMPAN	Daily S/C	All p/kWh	Annual kWh	Daily S/C	day units	Total Annual £
Oct 2021 - Dec 2026	Council Hall, 1-3 BULLER RD, Torpoint	Corona	Gas	67065101	0.4262	0.058262	185,659	£155.56	£10,816.86	£10,972.43
									Total	£10,972.43

Engie 2029	£18,806.07	Increase %	-71.39%	Increase £	£7,833.65
------------	------------	------------	---------	------------	-----------



Term	Site Address	Supplier	Profile Class	CoreMPAN	Daily S/C	All p/kWh	Annual kWh	FIT	FIT ANNUAL	Daily S/C	day units	Total Annual £
1 Year	Branch Library, Fore Street, Torpoint	SSE	Single Rate	2200016085846	1.1569	0.32281	11,683	0.928	£108.42	£422.27	£3,771.39	£4,193.66
1 Year	Public Conveniences, Pump Machine Shed, Thanks Park	SSE	Single Rate	2200016029647	0.5378	0.32278	2,657	0.928	£24.66	£196.30	£857.63	£1,053.92
1 Year	Christmas Lights Haldo Pillar, Cambridge Field, St. James Rd.	SSE	Single Rate	2200041133780	0.5378	0.32278	5	0.928	£0.05	£196.30	£1.61	£197.91
1 Year	Council Hall, 4 York Road, Torpoint	SSE	Single Rate	2200016087588	1.7135	0.32301	21,087	0.928	£195.69	£625.43	£6,811.31	£7,436.74
1 Year	Branch Library, Fore Street, Torpoint	SSE	Gas	4218280306	3.200	0.1053	48,675			£1,168.00	£5,125.48	£6,293.48
											Total	£19,175.71

End Date	Site Address	Supplier	Profile Class	CoreMPAN	Daily S/C	All p/kWh	Annual kWh	FIT	FIT ANNUAL	Daily S/C	day units	Total Annual £
31/03/2027	Branch Library, Fore Street, Torpoint	SSE	Single Rate	2200016085846	1.1457	0.3325	11,683	0.896	£104.68	£418.18	£3,884.60	£4,407.46
31/03/2027	Public Conveniences, Pump Machine Shed, Thanks Park	SSE	Single Rate	2200016029647	0.5629	0.33207	2,657	0.896	£23.81	£205.46	£882.31	£1,111.58
31/03/2027	Christmas Lights Haldo Pillar, Cambridge Field, St. James Rd.	SSE	Single Rate	2200041133780	0.5629	0.33207	5	0.896	£0.04	£205.46	£1.66	£207.16
31/03/2027	Council Hall, 4 York Road, Torpoint	SSE	Single Rate	2200016087588	2.13402	0.33428	21,087	0.896	£188.94	£778.92	£7,048.96	£8,016.82
31/03/2027	Branch Library, Fore Street, Torpoint	SSE	Gas	4218280306	3.344	0.10997	48,675			£1,220.56	£5,352.79	£6,573.35
											Total	£20,316.37

Term	Site Address	Supplier	Profile Class	CoreMPAN	Daily S/C	All p/kWh	Annual kWh	Daily S/C	day units	Total Annual £
1 Year	Branch Library, Fore Street, Torpoint	Engie	Single Rate	2200016085846	1.25	0.329047	11,683	£456.25	£3,844.26	£4,300.51
1 Year	Public Conveniences, Pump Machine Shed, Thanks Park	Engie	Single Rate	2200016029647	1.41	0.338323	2,657	£514.65	£898.92	£1,413.57
1 Year	Christmas Lights Haldo Pillar, Cambridge Field, St. James Rd.	Engie	Single Rate	2200041133780	1.41	0.328323	5	£514.65	£1.64	£516.29
1 Year	Council Hall, 4 York Road, Torpoint	Engie	Single Rate	2200016087588	2.43	0.332287	21,087	£886.95	£7,006.94	£7,893.89
1 Year	Branch Library, Fore Street, Torpoint	Engie	Gas	4218280306	2.51	0.103636	48,675	£916.15	£5,044.48	£5,960.63
									Total	£20,084.89













End Date	Site Address	Supplier	Profile Class	CoreMPAN	Daily S/C	All p/kWh	Annual kWh	Daily S/C	day units	Total Annual £
31/03/2029	Branch Library, Fore Street, Torpoint	Engie	Single Rate	2200016085846	1.36	0.354683	11,683	£496.40	£4,143.76	£4,640.16
31/03/2029	Public Conveniences, Pump Machine Shed, Thanks Park	Engie	Single Rate	2200016029647	1.45	0.354481	2,657	£529.25	£941.86	£1,471.11
31/03/2029	Christmas Lights Haldo Pillar, Cambridge Field, St. James Rd.	Engie	Single Rate	2200041133780	1.45	0.354481	5	£529.25	£1.77	£531.02
31/03/2029	Council Hall, 4 York Road, Torpoint	Engie	Single Rate	2200016087588	2.66	0.356194	21,087	£970.90	£7,511.06	£8,481.96
31/03/2029	Branch Library, Fore Street, Torpoint	Engie	Gas	4218280306	2.63	0.095513	48,675	£959.95	£4,649.10	£5,609.05
									Total	£20,733.30

Term	Site Address	Supplier	Profile Class	CoreMPAN	Daily S/C	All p/kWh	Annual kWh	Daily S/C	day units	Total Annual £
31/03/2029	Council Hall, 1-3 BULLER RD, Torpoint	Engie	Gas	67065101	5.8	0.089891	185,659	£2,117.00	£16,689.07	£18,806.07

Term	Site Address	Supplier	Profile Class	CoreMPAN	Daily S/C	All p/kWh	Annual kWh	Daily S/C	day units	Total Annual £
1 Year	Branch Library, Fore Street, Torpoint	Corona	Single Rate	2200016085846	0.9363	0.324815	11,683	£341.75	£3,794.81	£4,136.56
1 Year	Public Conveniences, Pump Machine Shed, Thanks Park	Corona	Single Rate	2200016029647	0.95024	0.324167	2,657	£346.84	£861.31	£1,208.15
1 Year	Christmas Lights Haldo Pillar, Cambridge Field, St. James Rd.	Corona	Single Rate	2200041133780	0.95024	0.324167	5	£346.84	£1.62	£348.46
1 Year	Council Hall, 4 York Road, Torpoint	Corona	Single Rate	2200016087588	2.303	0.325572	21,087	£840.60	£6,865.34	£7,705.93
1 Year	Branch Library, Fore Street, Torpoint	Corona	Gas	4218280306	3.02	0.119153	48,675	£1,102.30	£5,799.78	£6,902.08
									Total	£20,301.18

End Date	Site Address	Supplier	Profile Class	CoreMPAN	Daily S/C	All p/kWh	Annual kWh	Daily S/C	day units	Total Annual £
31/03/2027	Branch Library, Fore Street, Torpoint	Corona	Single Rate	2200016085846	1.28745	0.326714	11,683	£469.92	£3,817.00	£4,286.92
31/03/2027	Public Conveniences, Pump Machine Shed, Thanks Park	Corona	Single Rate	2200016029647	0.9361	0.325953	2,657	£341.68	£866.06	£1,207.73
31/03/2027	Christmas Lights Haldo Pillar, Cambridge Field, St. James Rd.	Corona	Single Rate	2200041133780	0.9361	0.325953	5	£341.68	£1.63	£343.31
31/03/2027	Council Hall, 4 York Road, Torpoint	Corona	Single Rate	2200016087588	2.213917	0.328931	21,087	£808.08	£6,936.17	£7,744.25
31/03/2027	Branch Library, Fore Street, Torpoint	Corona	Gas	4218280306	3.57	0.109787	48,675	£1,303.05	£5,343.86	£6,646.91
									Total	£20,229.11

## OVERVIEW

<p> <b>Gas</b></p> <p> <b>99.00</b> NBP DA p/therm</p>	<p> <b>Power</b></p> <p> <b>85.33</b> UK DA Base £ / MWh</p>	<p> <b>Brent Oil</b></p> <p> <b>82.47</b> Brent M+1 \$/bbl</p>
<p> <b>Coal</b></p> <p> <b>110.38</b> Coal ARA CIF Cal Y+1 \$/tonne</p>	<p> <b>Carbon</b></p> <p> <b>78.63</b> EUA Dec 23 €/tonne</p>	<p> <b>Currency</b></p> <p> <b>1.1464</b> GBP/EUR £/€</p>

\* Settlement from 14 Nov 2023

### Previous Session

Yesterday saw spot gas prices in the UK and NWE increases with temperature forecasts revised downwards and a couple of unplanned outages on the NCS reducing capacity by just over 20 mcm/d. Although a slightly larger reduction to capacity on the NCS exports were actually nominated marginally higher than Monday. With the start of withdrawal season already among us withdrawal rates were still low at just below 0.1% across Europe amid tepid demand. Curve prices were slightly mixed but with smaller directional movement at roughly a maximum of one pence a therm with traders waiting for clearer price signals, monitoring the Middle East conflict and Freeport LNG facility after a power outage yesterday. Power prices in the UK saw similar movements to gas with spot prices increasing while the curve saw more mixed results. Spot prices largely increased of the news of changes in weather forecasts over the coming days while the curve waited for a clear directional signal.

### Today's Session

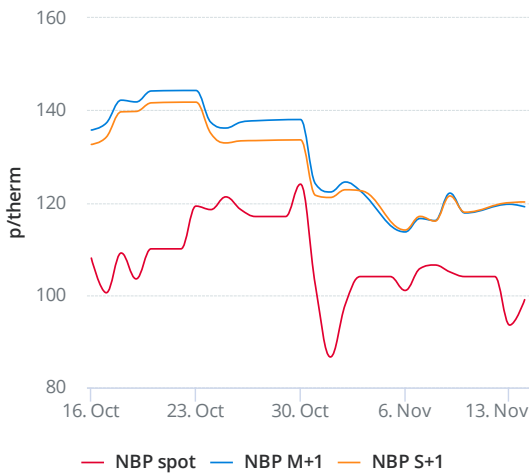
Industrial action at St Fergus is set to begin on the 27th November over pay disputes yet currently is not expected to impact production. EDF have agreed with the French government on post-ARENH nuclear power price aiming to ensure an average price of Eur70/MWh for 15 years. After an unplanned outage on Monday at Nogent 2 EDF have now delayed the restart by ten days to the 26th November. Norwegian export nominations are higher this morning with the return of volumes at Oseberg and Gulfaks expected today with the UK seeing most of the increase in flows. Temperatures in the UK continue to be mixed over the coming days yet Thursday and Friday are forecast to be slightly colder than first anticipated. Further out in the forecast temperatures are now forecast to be around two degrees below SNT revised downwards from previous forecasts. Over the coming days wind speeds are set to drop significantly resulting in a ramp up in gas for power demand.

# GAS

**99.00** NBP DA  
p/therm

\* Settlement from 14 Nov 2023

## NBP Front Contracts



## NBP Prices

Contract p/therm	14 Nov 2023	13 Nov 2023	Change D-1 vs D-2	Current price (*)	Change current vs D-1
DA	99.00	93.50	5.50 <span style="color: green;">↑</span>	109.00	10.00 <span style="color: green;">↑</span>
Dec-23	119.11	119.66	-0.55 <span style="color: red;">↓</span>	122.38	3.27 <span style="color: green;">↑</span>
Jan-24	127.01	127.92	-0.91 <span style="color: red;">↓</span>	129.45	2.44 <span style="color: green;">↑</span>
Feb-24	130.00	130.73	-0.73 <span style="color: red;">↓</span>	131.67	1.67 <span style="color: green;">↑</span>
Q1-24	128.17	128.75	-0.58 <span style="color: red;">↓</span>	130.41	2.24 <span style="color: green;">↑</span>
Q2-24	120.40	120.36	0.04 <span style="color: green;">↑</span>	128.00	7.60 <span style="color: green;">↑</span>
Sum 24	120.15	120.00	0.15 <span style="color: green;">↑</span>	122.79	2.64 <span style="color: green;">↑</span>
Win 24	134.11	134.39	-0.28 <span style="color: red;">↓</span>	137.09	2.98 <span style="color: green;">↑</span>
Sum 25	106.50	106.25	0.25 <span style="color: green;">↑</span>	109.25	2.75 <span style="color: green;">↑</span>
Win 25	115.75	115.52	0.23 <span style="color: green;">↑</span>	119.90	4.15 <span style="color: green;">↑</span>
Sum 26	91.13	91.00	0.13 <span style="color: green;">↑</span>	92.70	1.57 <span style="color: green;">↑</span>

Note: Indicative Market Level Index

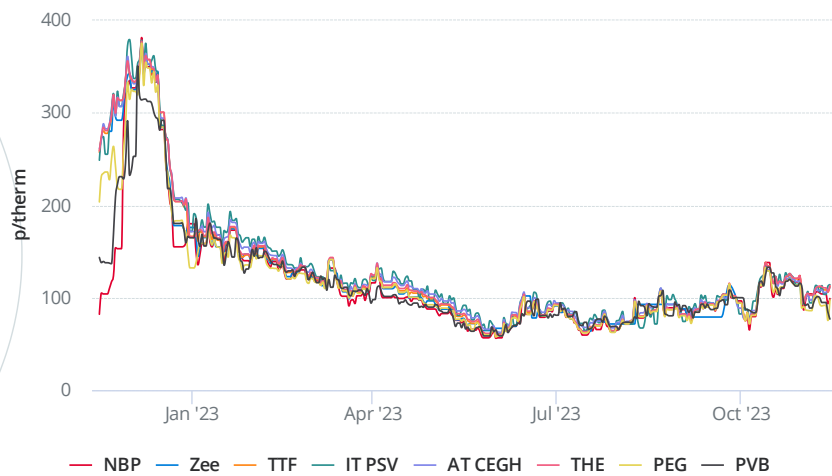
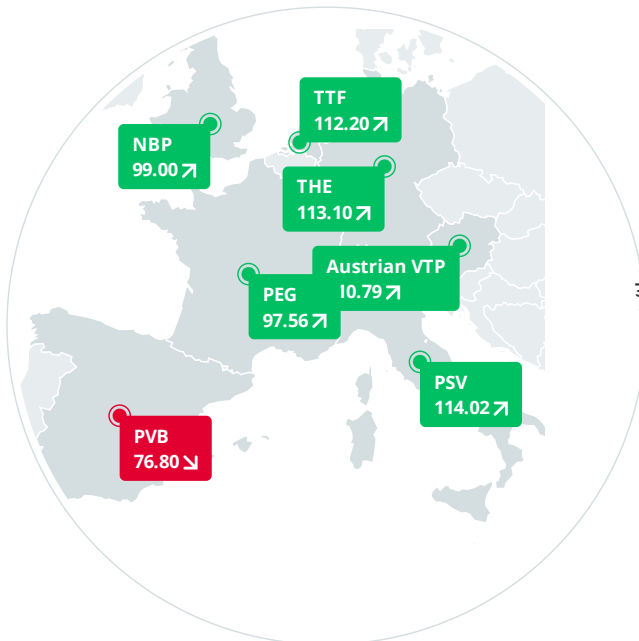
\* Last Update: 15/11/2023 09:53 AM

Gas Day-Ahead

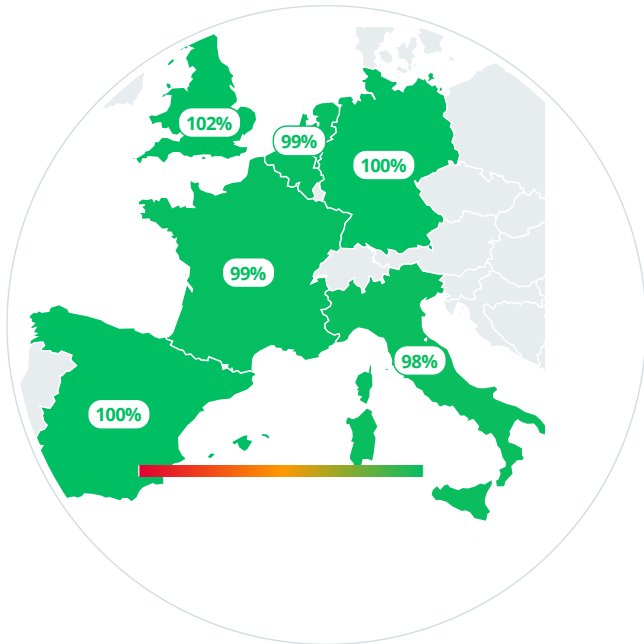
Gas M+1

p/therm

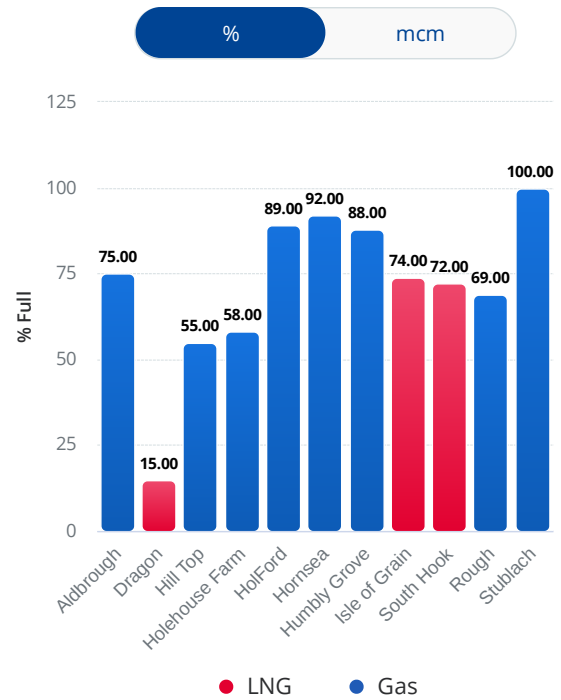
€/MWh



## Natural Gas Storage by Country



## UK Individual Site Storage Levels



## NBP Current System & Flow Rates (Mcm/d)

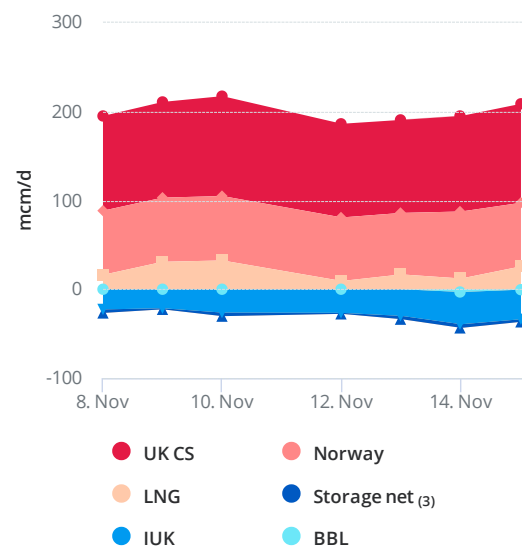
Flow Source	15 Nov 2023 <sup>(1)</sup>	14 Nov 2023 <sup>(2)</sup>	Change
System Demand	263.85	247.75	16.10 ↗
UKCS Production	111.40	107.50	3.90 ↗
BBL (Netherlands)	-	-	0.00 →
IUK (Belgium)	-	-	0.00 →
Langeled (Norway)	71.60	71.40	0.20 ↗
Vesterled & Flags (Norway)	-	4.00	0.00 →
Isle of Grain (LNG Send Out)	28.20	23.10	5.10 ↗
Dragon (LNG Send Out)	19.80	17.50	2.30 ↗
South Hook (LNG Send Out)	14.40	15.00	-0.60 ↘
Storage net <sup>(3)</sup>	-	-	0.00 →
Linepack (PCLP)	0.02	-4.38	4.40 ↗

(1) Last update 15/11/23 at 7 am

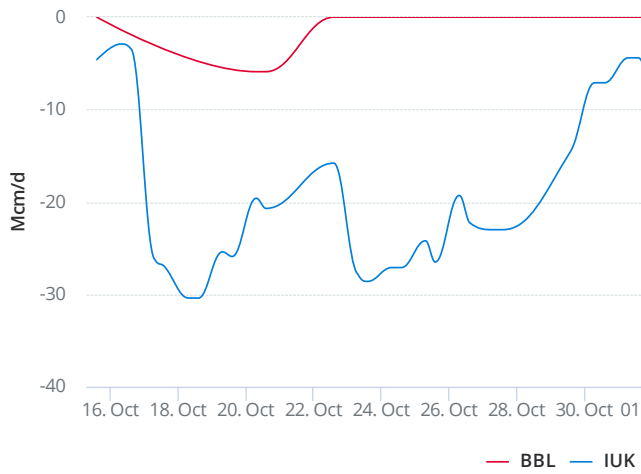
(2) Last update 14/11/23 at 2 pm

(3) A negative figure means that gas is injected into storage, a positive figure means that gas is withdrawn

## UK Import Composition - 7 days view



### Interconnector Gas Flows



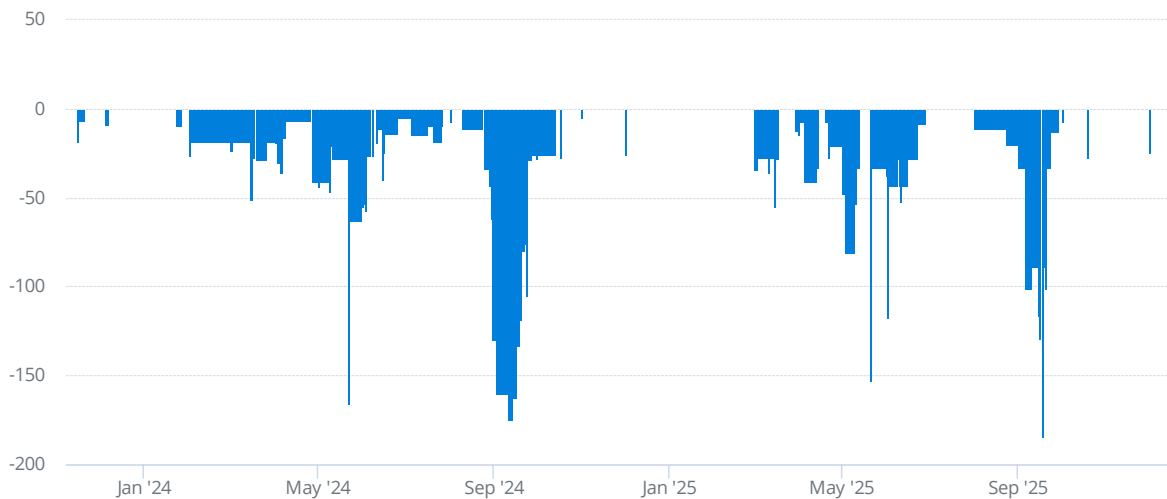
\* Positive figures mean that the UK import gas; negative figures mean that the UK export gas to the Netherlands via BBL pipeline or to Belgium via IUK pipeline

### UK Facilities Availability (mcm/d)

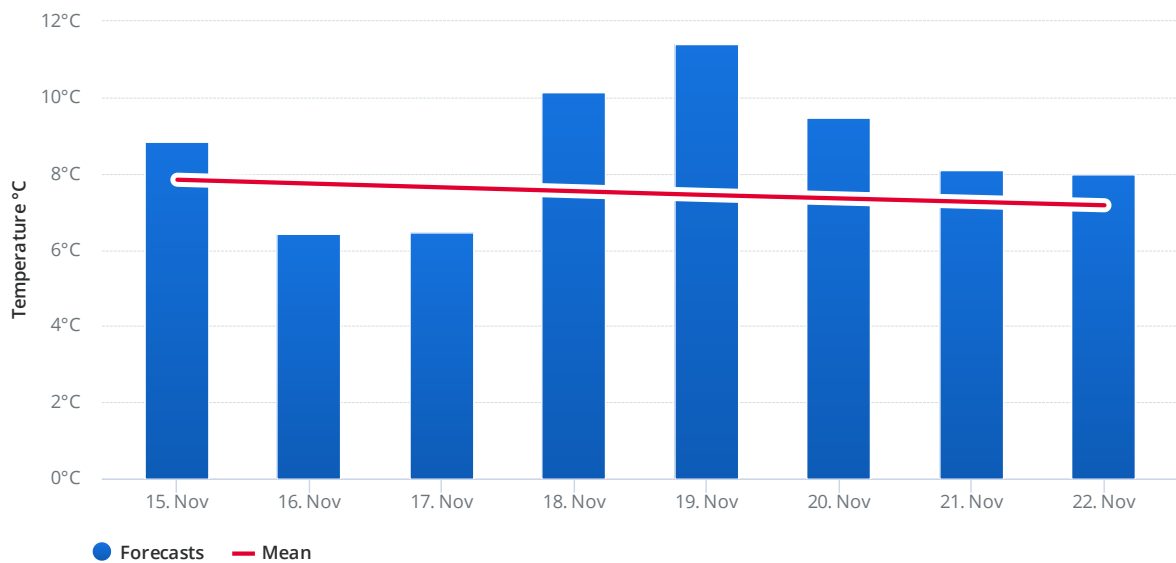
Gas Field	Category	Capacity	Impact Value (*)	Actual Capacity	Start Date	Duration (days)
Vesterled	Planned	30.80	23.00	8.00	15-11-23	1
Vesterled	Planned	30.80	26.00	5.00	16-11-23	2
Vesterled	Planned	30.80	22.00	9.00	18-11-23	2
Easington Langede	Planned	72.70	43.00	30.00	23-09-25	1
Vesterled	Planned	30.80	15.80	15.00	18-06-25	2
Entry SEGAL	Planned	17.00	15.00	2.00	31-08-25	11
Vesterled	Planned	30.80	31.00	0.00	12-08-24	8
Vesterled	Planned	30.80	16.00	15.00	18-06-24	2
Bacton Shell	Planned	27.30	27.30	27.30	11-05-24	2
Entry SEGAL	Planned	17.40	14.10	3.30	03-09-24	1

\* Only outages of 10 mcm/d or higher are shown

### Aggregated Norwegian Gas Facilities Outages (mcm/d)

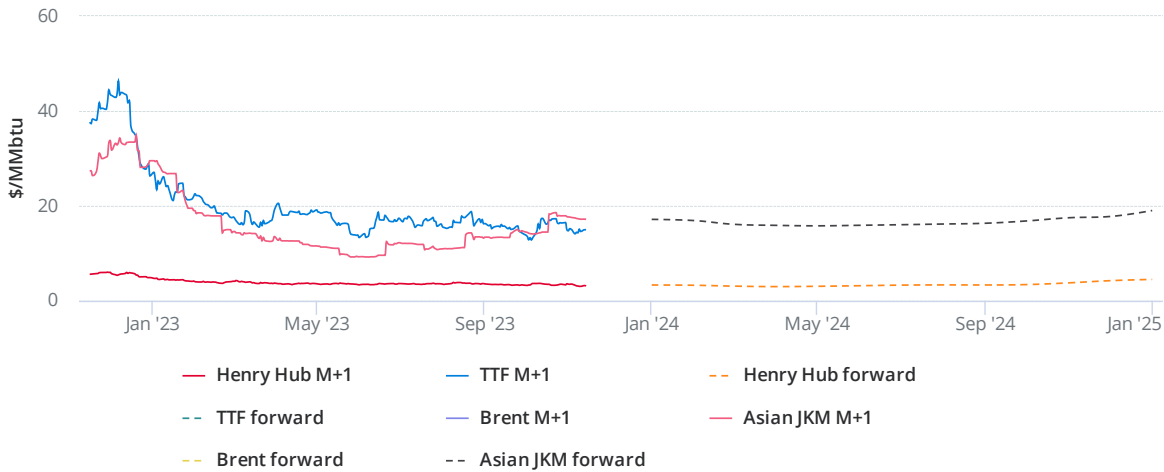


### Temperature UK



# LNG

## Gas Prices



## LNG Arrivals in North West Europe

Terminal	Regas Volume (mcm)	Expected Arrival	From
South Hook	105.00	15-11-23	USA
Zeebrugge	88.00	15-11-23	Qatar
Gate	104.00	15-11-23	Russia
Eemshaven	104.00	15-11-23	Trinidad and Tobago
Wilhelmshaven (A)	104.00	15-11-23	USA
Isle of Grain	106.00	16-11-23	USA
Dunkirk	90.00	16-11-23	Norway
Dragon	106.00	17-11-23	USA
Montoir	98.00	17-11-23	USA
Fos	106.00	17-11-23	USA

## LNG & Gas Prices

	\$/MMbtu	€/MWh	
\$/MMbtu	14 Nov 2023	13 Nov 2023	Change D-1 vs D-2
JKM M+1	17.13	17.20	-0.07 ↓
Henry Hub spot	2.69	2.61	0.08 ↑
NBP spot	12.37	11.48	0.89 ↑
TTF spot	13.79	12.97	0.82 ↑

Note: Indicative Market Level Index

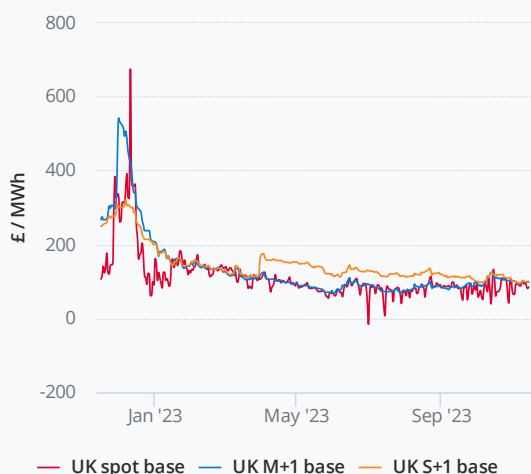


# POWER

**85.33** UK DA Base  
£ / MWh

\* Settlement from 14 Nov 2023

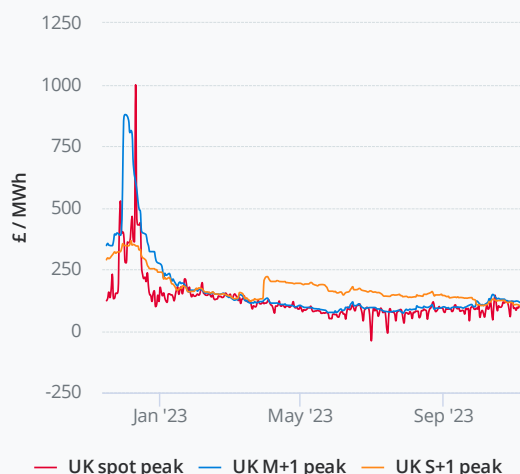
## UK Base



**93.87** UK DA Peak  
£ / MWh

\* Settlement from 14 Nov 2023

## UK Peak



## UK Baseload Prices

Contract £/MWh	14 Nov 2023	13 Nov 2023	Change D-1 vs D-2	Current Offer (*)	Change current vs D-1
DA	85.33	81.04	4.29 <span style="color: green;">↗</span>	126	40.67 <span style="color: green;">↗</span>
Dec-23	98.45	98.83	-0.38 <span style="color: red;">↘</span>	103	4.55 <span style="color: green;">↗</span>
Jan-24	115.60	116.76	-1.16 <span style="color: red;">↘</span>	124.5	8.90 <span style="color: green;">↗</span>
Feb-24	120.60	120.96	-0.36 <span style="color: red;">↘</span>	124	3.40 <span style="color: green;">↗</span>
Q1-24	114.16	115.29	-1.14 <span style="color: red;">↘</span>	116.5	2.34 <span style="color: green;">↗</span>
Q2-24	101.55	100.70	0.85 <span style="color: green;">↗</span>	110	8.45 <span style="color: green;">↗</span>
Sum 24	100.79	99.99	0.80 <span style="color: green;">↗</span>	108.5	7.71 <span style="color: green;">↗</span>
Win 24	119.19	118.91	0.28 <span style="color: green;">↗</span>	123	3.81 <span style="color: green;">↗</span>
Sum 25	91.17	90.50	0.67 <span style="color: green;">↗</span>	97.55	6.38 <span style="color: green;">↗</span>
Win 25	105.01	104.43	0.58 <span style="color: green;">↗</span>	112.36	7.35 <span style="color: green;">↗</span>
Sum 26	88.14	86.44	1.70 <span style="color: green;">↗</span>	92	3.86 <span style="color: green;">↗</span>

Note: Indicative Market Level Index

\* Last Update: 15/11/2023 09:53 AM

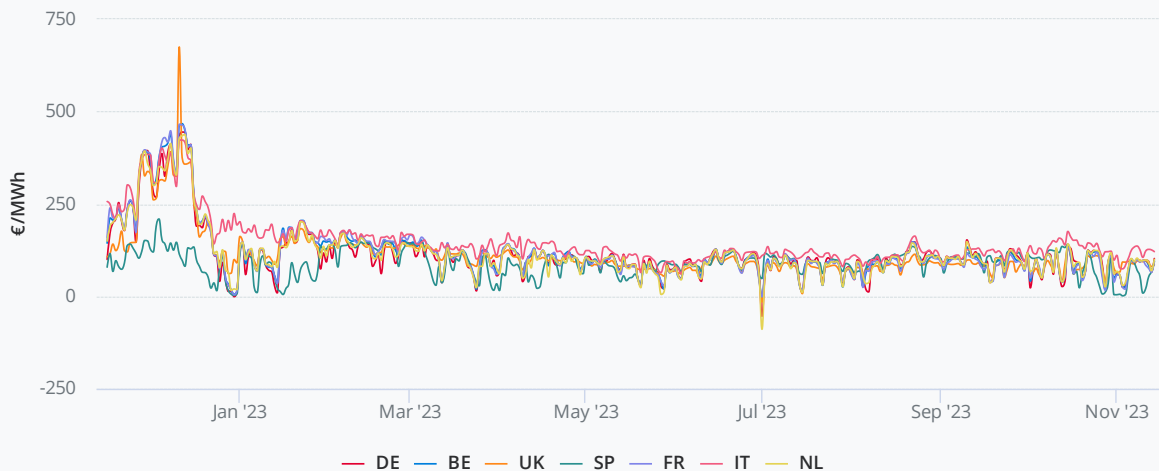
## UK Peak Prices

Contract £/MWh	14 Nov 2023	13 Nov 2023	Change D-1 vs D-2	Current Offer (*)	Change current vs D-1
DA	93.87	95.99	-2.12 <span style="color: red;">↘</span>	-	-
Dec-23	116.76	117.70	-0.94 <span style="color: red;">↘</span>	-	-
Jan-24	139.41	140.68	-1.27 <span style="color: red;">↘</span>	-	-
Feb-24	143.14	144.41	-1.27 <span style="color: red;">↘</span>	-	-
Q1-24	132.63	133.90	-1.27 <span style="color: red;">↘</span>	-	-
Q2-24	107.36	106.47	0.89 <span style="color: green;">↗</span>	-	-
Sum 24	106.85	106.05	0.80 <span style="color: green;">↗</span>	-	-
Win 24	137.43	136.89	0.55 <span style="color: green;">↗</span>	-	-
Sum 25	97.95	97.35	0.60 <span style="color: green;">↗</span>	-	-
Win 25	127.42	126.70	0.72 <span style="color: green;">↗</span>	-	-
Sum 26	96.53	95.46	1.07 <span style="color: green;">↗</span>	-	-

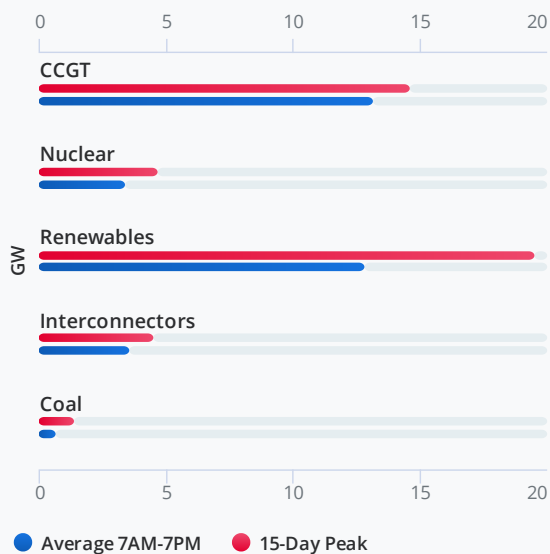
Note: Indicative Market Level Index

\* Last Update:

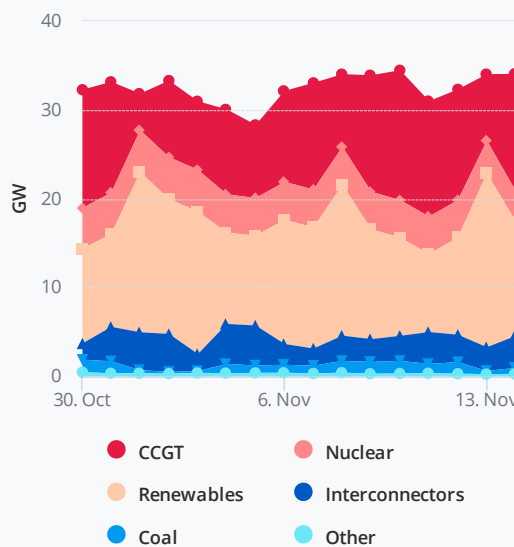
### Power Day-Ahead Baseload



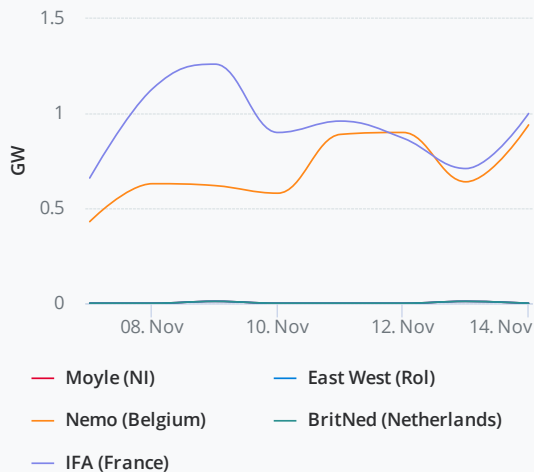
### UK Power Generation Mix 15 last days



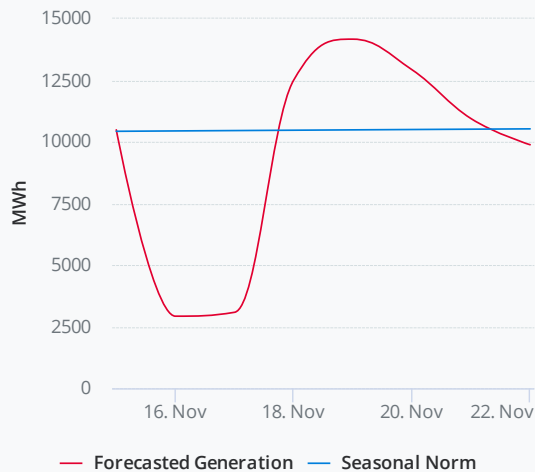
### UK Power Generation Mix 15 last days



### Interconnector Power Flows



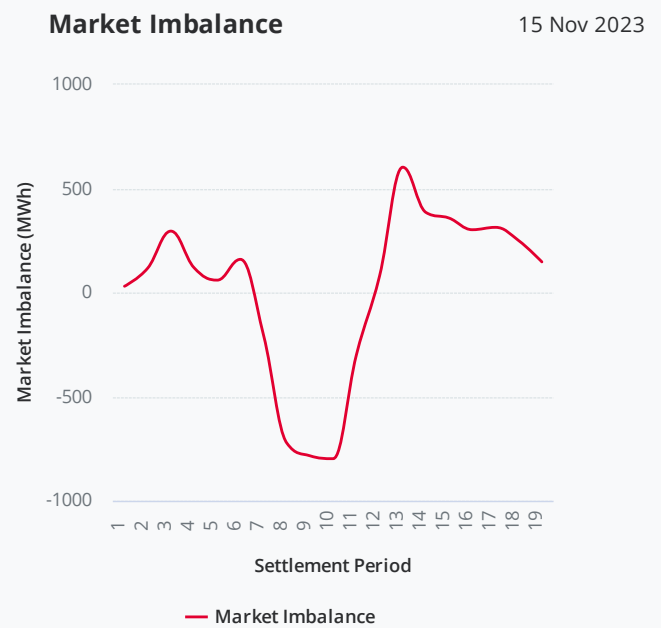
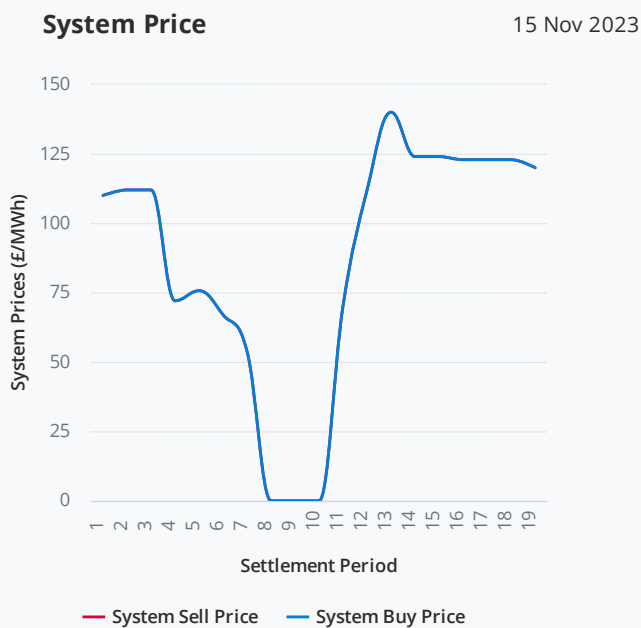
### Forecasted Wind&Solar Generation



## Nuclear Outages (MW)

Name	Category	Capacity	Impact Value (*)	Actual Capacity	Start Date	Duration (days)
Hartlepool - 1	Planned	620.00	620.00	0.00	04-11-23	14
Hartlepool - 1	Planned	620.00	123.00	497.00	21-11-23	2
Hartlepool - 1	Planned	620.00	111.00	509.00	23-11-23	1
Heysham 1 - 2	Unplanned	585.00	585.00	0.00	30-10-23	25
Heysham 2 - 8	Unplanned	660.00	660.00	0.00	13-11-23	18
Torness - 2	Planned	640.00	640.00	0.00	16-11-23	23
Heysham 2 - 7	Planned	660.00	150.00	510.00	08-12-23	1
Heysham 1 - 1	Planned	610.00	610.00	0.00	02-10-23	69
Heysham 2 - 7	Planned	660.00	165.00	495.00	10-12-23	1
Heysham 2 - 7	Planned	660.00	180.00	480.00	11-12-23	1

\* Only outages of 50 MW or higher are shown



Settlement Date	Daily Max. System Buy Price (SBP) £/MWh	Time of Max. SBP price (local time)	Daily Min. System Sell Price (SSP) £/MWh	Time of Min. System Sell Price (SSP/ local time)
2023-11-12	150.00	01:30	0.00	01:00
2023-11-13	148.00	03:30	0.90	07:00
2023-11-14	172.00	22:00	-12.18	04:00
2023-11-15	140.00	06:30	0.00	04:00

## BRENT OIL

**82.47** Brent Oil M+1  
\$/bbl

\* Settlement from 14 Nov 2023

### Brent Oil M+1

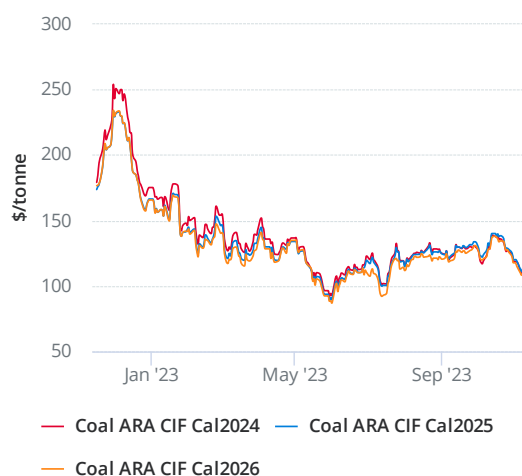


## COAL

**110.38** Coal API2 CAL Y+1  
\$/tonne

\* Settlement from 14 Nov 2023

### Coal API2 CAL Y+1

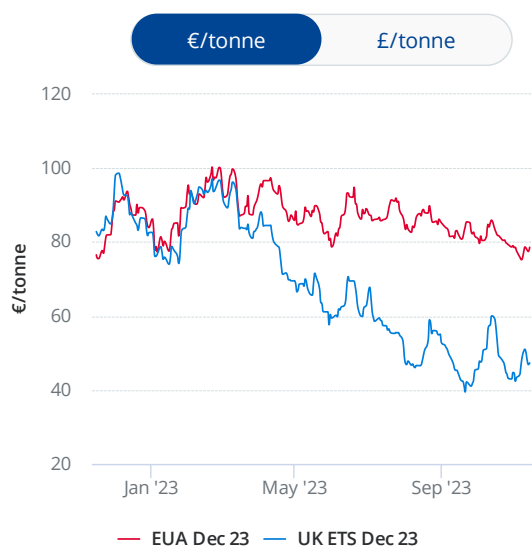


## CARBON CERTIFICATES

**78.63** EUA Dec 23  
€/tonne

\* Settlement from 14 Nov 2023

### Carbon Certificates



**41.29** UK ETS Dec 23  
€/tonne

\* Settlement from 14 Nov 2023

Contracts	14 Nov 2023	13 Nov 2023	Change D-1 vs D-2	Current Offer (*)	Change current vs D-1
Brent M+1 (\$/bbl)	82.47	82.52	-0.05 ↓	82.22	-
Coal API 2024	110.38	110.97	-0.59 ↓	-	-
EUA Dec 23	78.63	77.48	1.15 ↑	79.23	-
UK ETS Dec 23	41.29	40.85	0.44 ↑	-	-

Note: Indicative Market Level Index

\* Last Update: 15/11/2023 08:25 AM

# CURRENCY

1.1464 £/€

1.2497 £/\$

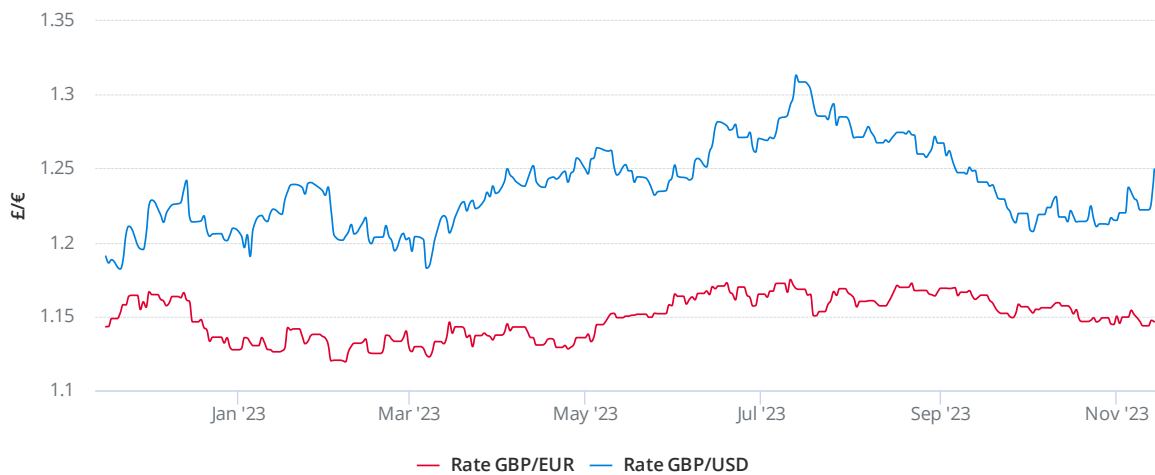
\* Settlement from 14 Nov 2023

Contracts	14 Nov 2023	13 Nov 2023	Change D-1 vs D-2	Current Offer (*)	Change current vs D-1
GBP/EUR	1.1464	1.1474	-0.0010 <span style="color: red;">▼</span>	-	-
GBP/USD	1.2497	1.2278	0.0219 <span style="color: green;">▲</span>	1.2455	-

Note: Indicative Market Level Index

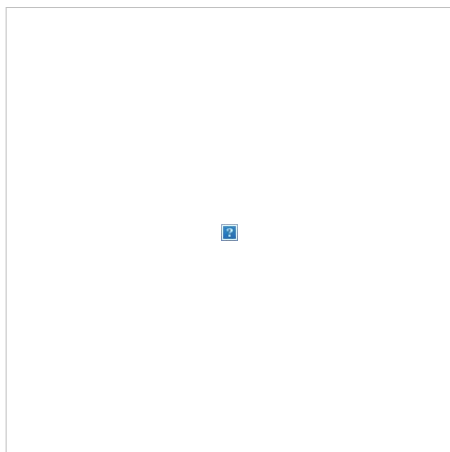
\* Last Update: 15/11/2023 08:25 AM

## Currency Movement Last 12 Months



The above information is supplied without any assumption of liability and you accept, by accepting the information, that we are not liable to you for your use of the information. While reasonable endeavours are taken to ensure that the information in this report is obtained from reliable sources, it is not guaranteed for accuracy. The views set forth are solely of those of the authors and not intended to provide advice or recommendations as the customer is solely responsible for its market decisions. Views expressed are subject to change without notice. Be aware that views stated are incidental to the business of TotalEnergies Gas and Power Limited, and its affiliates which are engaged in swaps, forwards, options and cash transactions for their own accounts. The information must not be copied, distributed or published without our express permission.

**From:** Izzy Fletcher  
**To:** Milly Southworth  
**Subject:** RE: Renewal  
**Date:** 15 November 2023 11:45:55  
**Attachments:** [image016.png](#)  
[image017.png](#)  
[image018.png](#)  
[image019.png](#)  
[image020.png](#)  
[image021.png](#)  
[image022.png](#)  
[image023.png](#)  
[image024.png](#)  
[Daily\\_Market\\_Total\\_15.11.2023\\_UYPGvzHA \(1\).Pdf](#)



**Izzy Fletcher | Business Development Manager**

Direct Dial: 0191 466 1291  
 Main Switchboard: 0800 254 5235  
 Website: [www.theenergysupermarket.co.uk](http://www.theenergysupermarket.co.uk)



Please note that, if you have returned a signed Letter of authority, you acknowledge and accept that you have read The Energy Supermarket's standard terms and conditions, and your instructions will be deemed agreement by you to be bound by The Energy Supermarket's standard terms and conditions which can be found at this address: [Terms and Conditions](#)  
 PLEASE consider the environment and only print off this e-mail if it is essential to do so.  
 Confidentiality: This email and its attachments are intended for the above named only and may be confidential. If they have come to you in error, you must take no action based on them, nor must you copy or show them to anyone; please reply to this email or telephone us on 0800 254 5235 and highlight the error. Once you have done so, please delete the email.  
 Unless stated otherwise, the views expressed in this email are those of the sender and may not reflect those of The Energy Supermarket.  
 Security Warning: Please note that this email has been created in the knowledge that Internet email is not a 100% secure communications medium. We advise that you understand and observe this lack of security when emailing us.  
 Viruses: Although we have taken steps to ensure that this email and attachments are free from any virus, we advise that in keeping with good computing practice the recipient should ensure they are actually virus free. The Energy Supermarket accept no liability for any viruses attached here to.

**From:** Izzy Fletcher  
**Sent:** Wednesday, November 15, 2023 11:40 AM  
**To:** 'Milly Southworth' <clerk@torpointtowncouncil.gov.uk>  
**Subject:** RE: Renewal  
**Importance:** High

As discussed.

**Izzy Fletcher | Business Development Manager**

Direct Dial: 0191 466 1291  
 Main Switchboard: 0800 254 5235  
 Website: [www.theenergysupermarket.co.uk](http://www.theenergysupermarket.co.uk)



Please note that, if you have returned a signed Letter of authority, you acknowledge and accept that you have read The Energy Supermarket's standard terms and conditions, and your instructions will be deemed agreement by you to be bound by The Energy Supermarket's standard terms and conditions which can be found at this address: [Terms and Conditions](#)  
 PLEASE consider the environment and only print off this e-mail if it is essential to do so.  
 Confidentiality: This email and its attachments are intended for the above named only and may be confidential. If they have come to you in error, you must take no action based on them, nor must you copy or show them to anyone; please reply to this email or telephone us on 0800 254 5235 and highlight the error. Once you have done so, please delete the email.  
 Unless stated otherwise, the views expressed in this email are those of the sender and may not reflect those of The Energy Supermarket.  
 Security Warning: Please note that this email has been created in the knowledge that Internet email is not a 100% secure communications medium. We advise that you understand and observe this lack of security when emailing us.  
 Viruses: Although we have taken steps to ensure that this email and attachments are free from any virus, we advise that in keeping with good computing practice the recipient should ensure they are actually virus free. The Energy Supermarket accept no liability for any viruses attached here to.

**From:** Izzy Fletcher  
**Sent:** Wednesday, November 15, 2023 11:36 AM  
**To:** Milly Southworth <clerk@torpointtowncouncil.gov.uk>  
**Subject:** Renewal

Morning Milly

We have finally finished our negotiations with all suppliers and are confident we have negotiated the best possible deal after going back and forth with various suppliers, as you know you have been extremely lucky by taking a 5 year contract as that means you missed the peak of the energy crisis last year. The energy crisis is not offer and not forecasted to end any time soon however the market is in a far more stable place which is why it is imperative we renew your contracts now.

End Date	Site Address	Supplier	Profile Class	CoreMPAN	Daily S/C	All p/kWh	Annual kWh	Daily S/C	day units	Total Annual £
----------	--------------	----------	---------------	----------	-----------	-----------	------------	-----------	-----------	----------------

31/03/2029	Branch Library, Fore Street, Torpoint	Engie	Single Rate	2200016085846	1.36	0.354683	11,683	£496.40	£4,143.76	£4,640.16
31/03/2029	Public Conveniences, Pump Machine Shed, Thanks Park	Engie	Single Rate	2200016029647	1.45	0.354481	2,657	£529.25	£941.86	£1,471.11
31/03/2029	Christmas Lights Haldo Pillar, Cambridge Field, St. James Rd.	Engie	Single Rate	2200041133780	1.45	0.354481	5	£529.25	£1.77	£531.02
31/03/2029	Council Hall, 4 York Road, Torpoint	Engie	Single Rate	2200016087588	2.66	0.356194	21,087	£970.90	£7,511.06	£8,481.96
31/03/2029	Branch Library, Fore Street, Torpoint	Engie	Gas	4218280306	2.63	0.095513	48,675	£959.95	£4,649.10	£5,609.05
									Total	£20,733.30

My recommendation is above.

Thanks

Izzy

**Izzy Fletcher | Business Development Manager**

Direct Dial: 0191 466 1291

Main Switchboard: 0800 254 5235

Website: [www.theenergysupermarket.co.uk](http://www.theenergysupermarket.co.uk)



Please note that, if you have returned a signed Letter of authority, you acknowledge and accept that you have read The Energy Supermarket's standard terms and conditions, and your instructions will be deemed agreement by you to be bound by The Energy Supermarket's standard terms and conditions which can be found at this address: [Terms and Conditions](#)

PLEASE consider the environment and only print off this e-mail if it is essential to do so.

Confidentiality: This email and its attachments are intended for the above named only and may be confidential. If they have come to you in error, you must take no action based on them, nor must you copy or show them to anyone; please reply to this email or telephone us on 0800 254 5235 and highlight the error. Once you have done so, please delete the email.

Unless stated otherwise, the views expressed in this email are those of the sender and may not reflect those of The Energy Supermarket.

Security Warning: Please note that this email has been created in the knowledge that Internet email is not a 100% secure communications medium. We advise that you understand and observe this lack of security when emailing us.

Viruses: Although we have taken steps to ensure that this email and attachments are free from any virus, we advise that in keeping with good computing practice the recipient should ensure they are actually virus free. The Energy Supermarket accept no liability for any viruses attached here to.

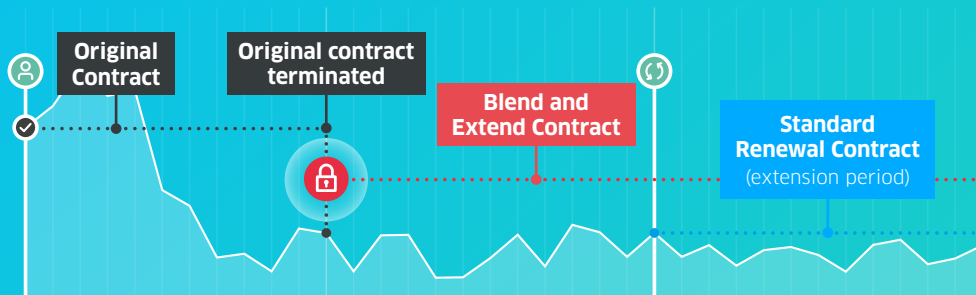
# Blend & Extend

With Blend and Extend you get peace of mind. If the market drops once you have signed your contract you won't have to wait for your renewal date to take advantage of a lower rate.

## How does Blend & Extend work?

With Blend & Extend, you can renew your supply contract early and benefit from favourable market movements now, without having to wait for your renewal date. Your new contract will blend your existing and renewal commodity prices to give you a cheaper Blend & Extend price. You don't have to wait for your renewal date to start paying a cheaper price, your Blend and Extend contract will just replace your current supply contract.

Below is an example of how your Blend & Extend contract is calculated.



## Blend and Extend allows your business to take advantage of:

- ✓ The option to start paying a **cheaper commodity price** earlier than you would with a standard renewal contract.
- ✓ Peace of mind that you can **benefit immediately** from favourable market conditions, even if there is some time left before your renewal date.
- ✓ The option to spread out the cost of your energy purchase providing **budget certainty** so that your finances are more manageable.
- ✓ **Improved cash flow** due to a lower overall price than your original contract.

**Contact your Account Manager to enquire about a Blend & Extend quote today.**